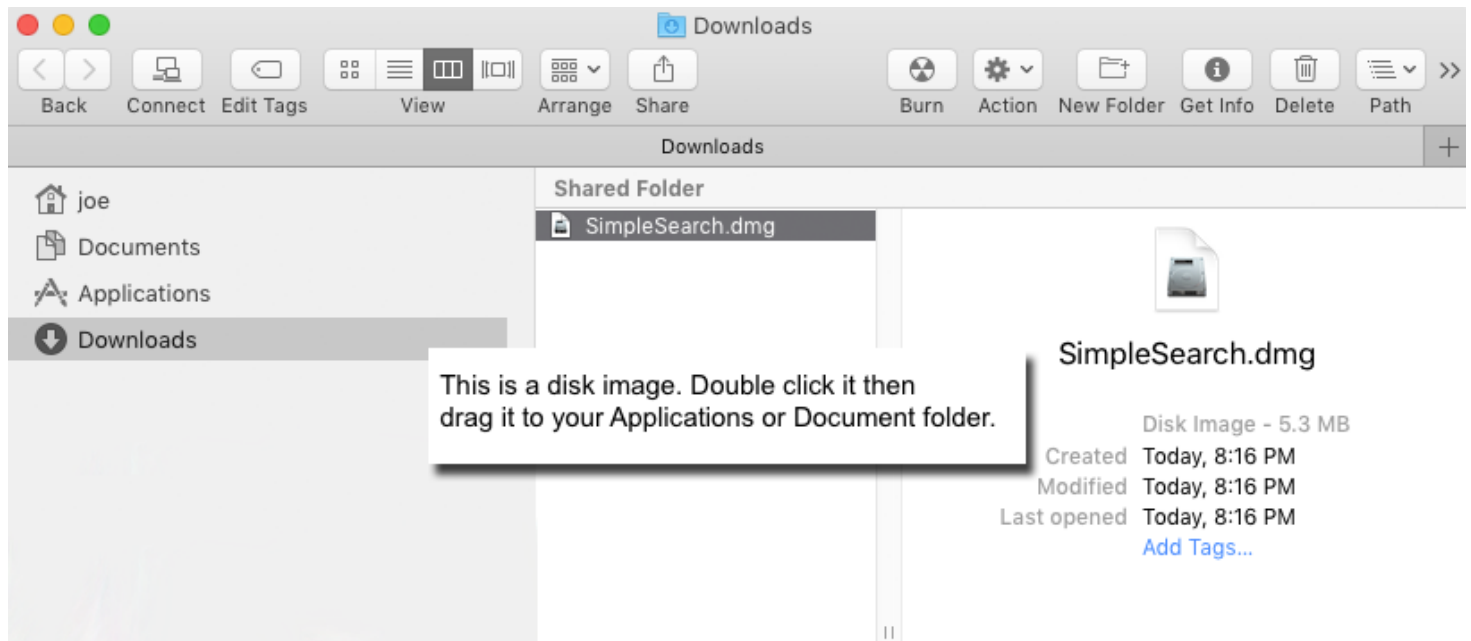
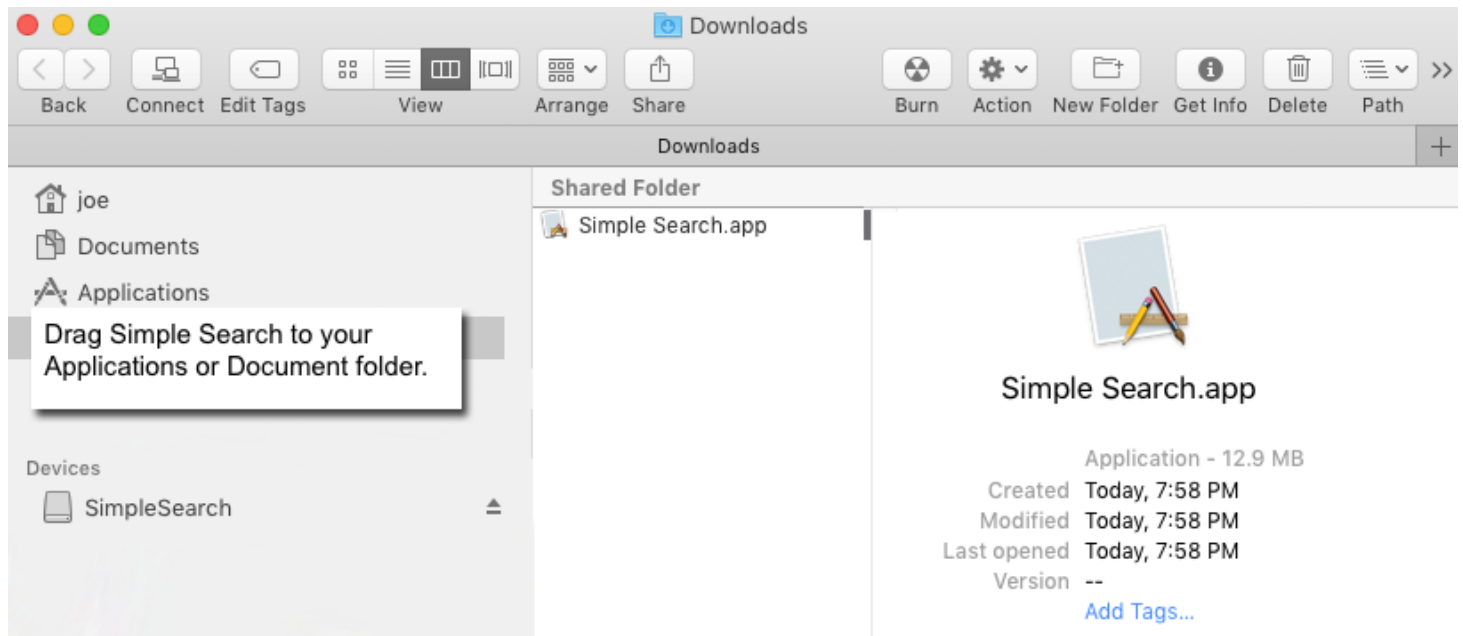


## Macintosh

1. Download the file to where you can easily access it.



2. Double click it and it will appear as an image disk in your finder.



Move Simple Search to your Applications folder. This is standard practice but not essential -- it will run from anywhere on your Mac, such as your Documents folder.

3. Install Anaconda Python

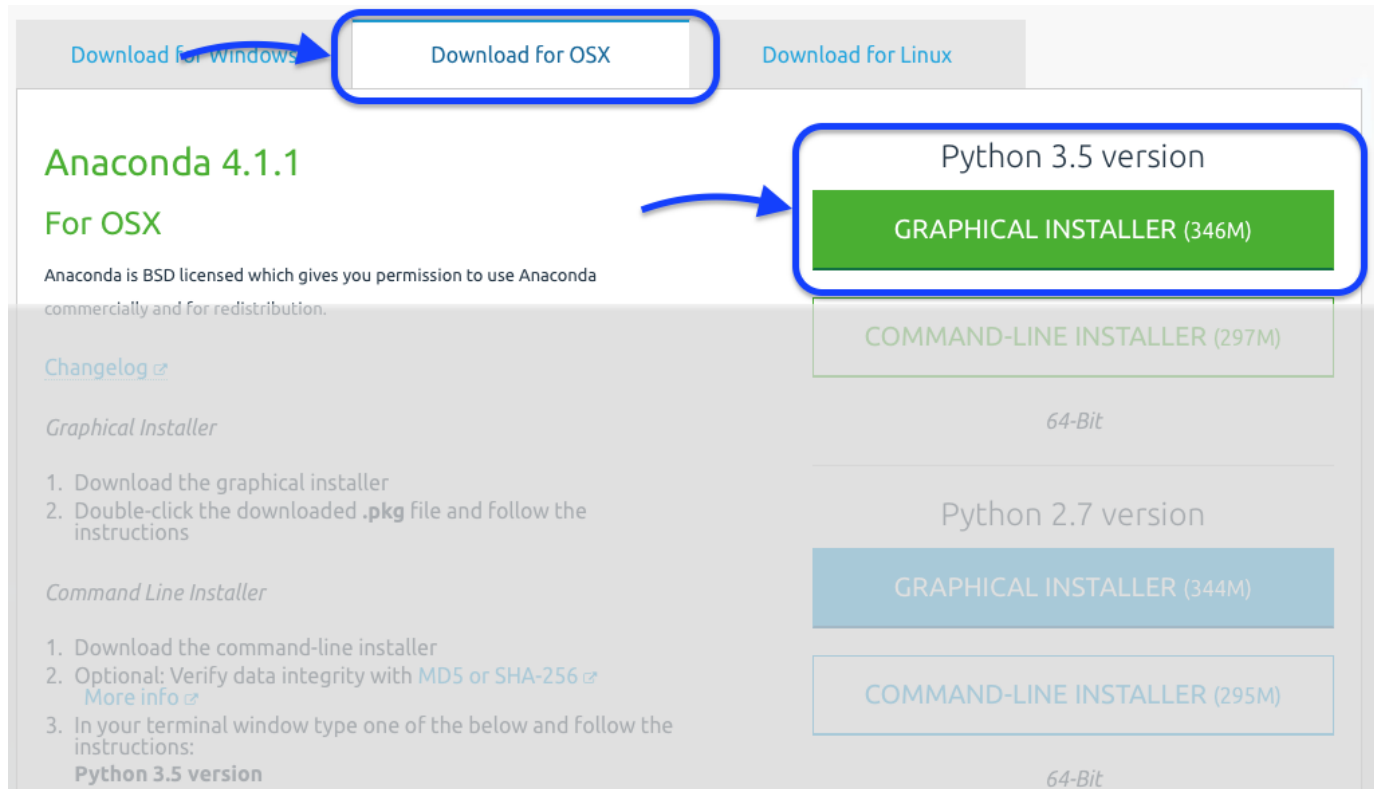
To use Simple Search, you need to have a program called Python on your computer. Also, you need a specific version of Python. Luckily it's free and opensource. The earliest version that is needed is

Python 2.7, although it is highly recommended that you have Python 3.5 or higher installed. To get Python and to ensure that you can take full advantage of Simple Search's features, download the Anaconda version of Python 3.5 (or later) at the following web site:

## Continuum Analytics

But, before you link to Anaconda's download page, please read the download and installation instructions here on this page.

At <https://www.continuum.io/downloads>, click the Download for OSX tab and click to download the graphical installer for the Python 3.5 version (or higher).

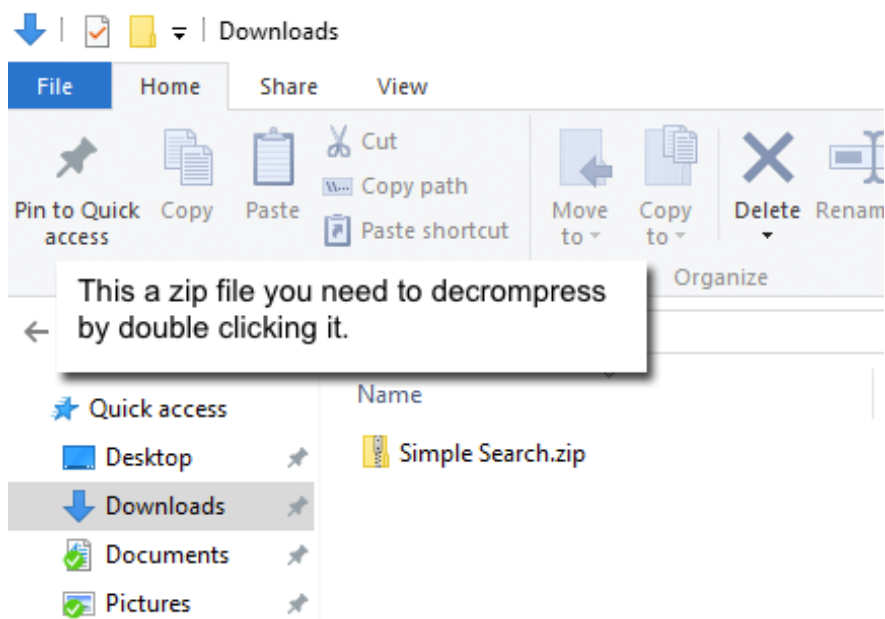


Once you have installed this software, you are good to go...

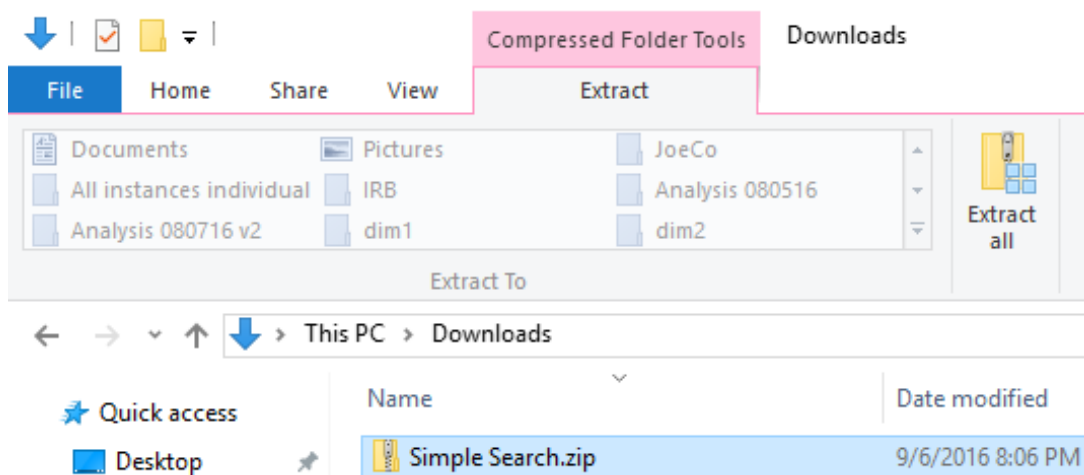
---

## Windows

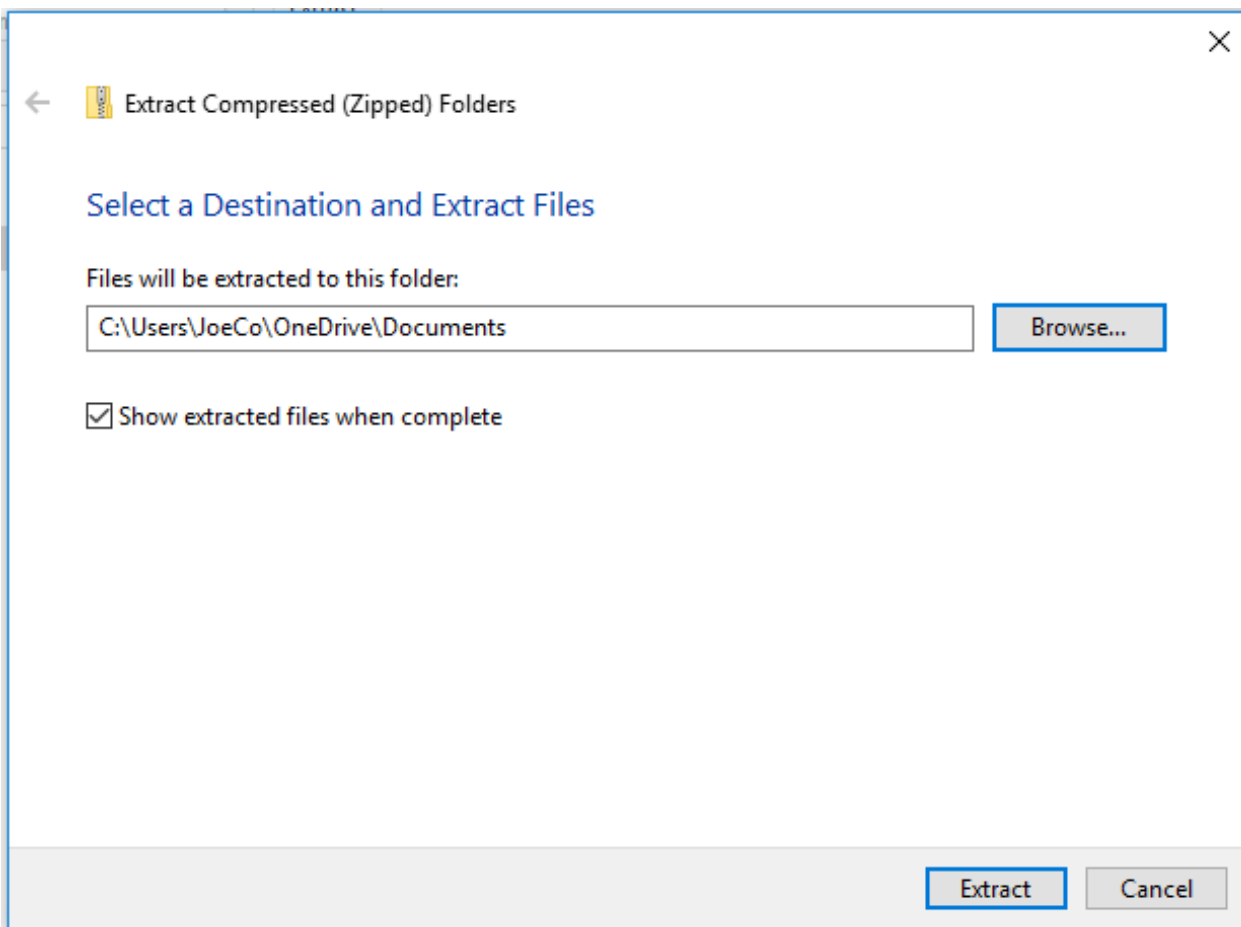
1. Download the file to where you can easily access it.



2. Select the extract file wizard from the folder where you downloaded the zip file.



3. Extract the zip file to your Documents folder.



### 3. Install Anaconda Python

To use Simple Search, you need to have a program called Python on your computer. Also, you need a specific version of Python. Luckily it's free and opensource. The earliest version that is needed is Python 2.7, although it is highly recommended that you have Python 3.5 or higher installed. To get Python and to ensure that you can take full advantage of Simple Search's features, download the Anaconda version of Python 3.5 (or later) at the following web site:

#### Continuum Analytics

But, before you link to Anaconda's download page, please read the download and installation instructions here on this page.

At <https://www.continuum.io/downloads>, click the Download for Windows tab and click to download the 64-Bit installer for the Python 3.5 version (or higher).

If your computer will not install the 64-Bit version, try installing the 32-Bit installer.

Download for Windows

Download for OSX

Download for Linux

## Anaconda 4.1.1

### For Windows

Anaconda is BSD licensed which gives you permission to use Anaconda commercially and for redistribution.

[Changelog](#)

1. Download the installer
2. Optional: Verify data integrity with [MD5 or SHA-256](#)
3. Double-click the .exe file to install Anaconda and follow the instructions on the screen

Behind a firewall? Use these [zipped Windows installers](#)

Python 3.5 version

64-BIT INSTALLER (351M)

32-BIT INSTALLER (292M)

Python 2.7 version

64-BIT INSTALLER (340M)

32-BIT INSTALLER (285M)

Once you have installed this software, you are good to go...

---